Premium Report

2/28/2019

123 Main St., City, ST 00000 Report: SAMPLE

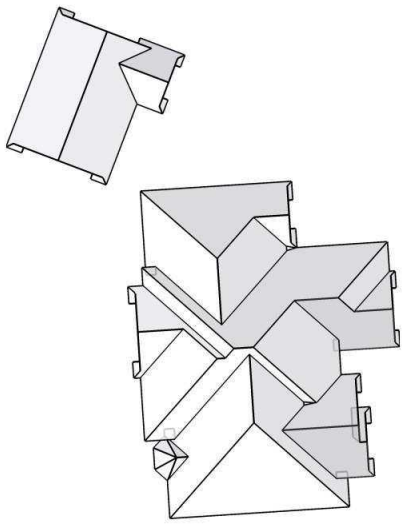

In this 3D model, facets appear as semi-transparent to reveal overhangs.

PREPARED FOR

Contact:	Your Name
Company:	Your Company Name
Address:	123 Main St. City, ST 00000
Phone:	55-555-5555

TABLE OF CONTENTS

Images 1
Length Diagram 4
Pitch Diagram 5
Area Diagram 6
Notes Diagram 7
Report Summary 8

MEASUREMENTS

Total Roof Area =7,668 sq ft
Total Roof Facets =45
Predominant Pitch =8/12
Number of Stories <=1
Total Ridges/Hips =515 ft
Total Valleys =310 ft
Total Rakes =212 ft
Total Eaves =418 ft

Measurements provided by www.eagleview.com

Certified Accurate
www.eagleview.com/Guarantee.aspx

This document is provided under License by EagleView Technologies to the requestor for their Internal Use Only subject to the terms and conditions previously agreed to by the requestor when they registered for use of EagleView Technologies Services. It remains the property of EagleView Technologies and may be reproduced and distributed only within the requestor's company. Any reproduction or distribution to anyone outside of the requestor's company without EagleView's prior written permission is strictly prohibited. All aspects and handling of this report are subject to the Terms and Conditions previously agreed to by the requestor.

Copyright ©2008-2019 EagleView Technologies, Inc. – All Rights Reserved – Covered by U.S. Patent Nos. 8,078,436; 8,145,578; 8,170,840; 8,209,152; 8,515,125. Other Patents Pending.

IMAGES

The following aerial images show different angles of this structure for your reference.

Top View



This document is provided under License by EagleView Technologies to the requestor for their Internal Use Only subject to the terms and conditions previously agreed to by the requestor when they registered for use of EagleView Technologies Services. It remains the property of EagleView Technologies and may be reproduced and distributed only within the requestor's company. Any reproduction or distribution to anyone outside of the requestor's company without EagleView's prior written permission is strictly prohibited. All aspects and handling of this report are subject to the Terms and Conditions previously agreed to by the requestor.

Copyright ©2008-2019 EagleView Technologies, Inc. – All Rights Reserved – Covered by U.S. Patent Nos. 8,078,436; 8,145,578; 8,170,840; 8,209,152; 8,515,125. Other Patents Pending.

IMAGES

North Side



South Side



This document is provided under License by EagleView Technologies to the requestor for their Internal Use Only subject to the terms and conditions previously agreed to by the requestor when they registered for use of EagleView Technologies Services. It remains the property of EagleView Technologies and may be reproduced and distributed only within the requestor's company. Any reproduction or distribution to anyone outside of the requestor's company without EagleView's prior written permission is strictly prohibited. All aspects and handling of this report are subject to the Terms and Conditions previously agreed to by the requestor.

Copyright ©2008-2019 EagleView Technologies, Inc. – All Rights Reserved – Covered by U.S. Patent Nos. 8,078,436; 8,145,578; 8,170,840; 8,209,152; 8,515,125. Other Patents Pending.

IMAGES

East Side



West Side



This document is provided under License by EagleView Technologies to the requestor for their Internal Use Only subject to the terms and conditions previously agreed to by the requestor when they registered for use of EagleView Technologies Services. It remains the property of EagleView Technologies and may be reproduced and distributed only within the requestor's company. Any reproduction or distribution to anyone outside of the requestor's company without EagleView's prior written permission is strictly prohibited. All aspects and handling of this report are subject to the Terms and Conditions previously agreed to by the requestor.

Copyright ©2008-2019 EagleView Technologies, Inc. – All Rights Reserved – Covered by U.S. Patent Nos. 8,078,436; 8,145,578; 8,170,840; 8,209,152; 8,515,125. Other Patents Pending.

LENGTH DIAGRAM

Total Line Lengths:

Ridges = 168 ft
Hips = 347 ft
Valleys = 310 ft
Rakes = 212 ft
Eaves = 418 ft
Flashing = 58 ft
Step flashing = 26 ft
Parapets = 0 ft

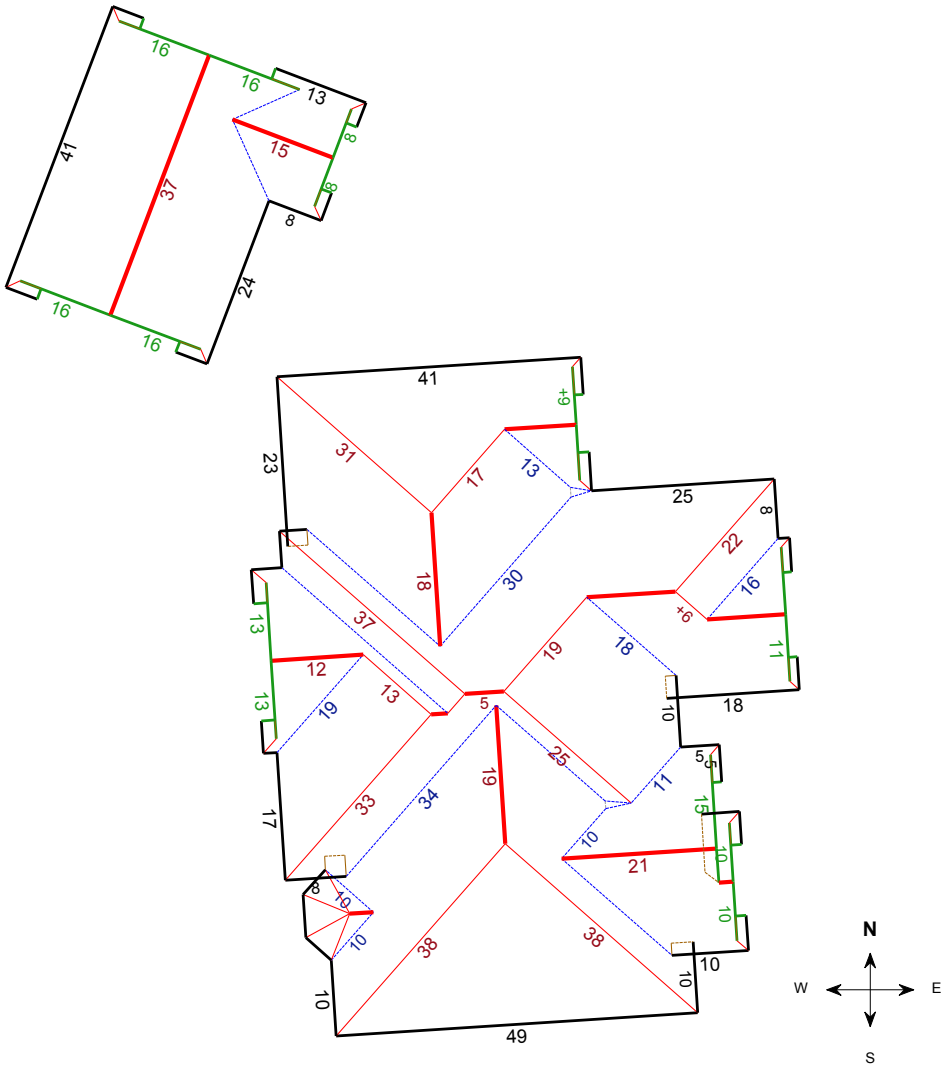

Note: This diagram contains segment lengths (rounded to the nearest whole number) over 5 feet. In some cases, segment labels have been removed for readability. Plus signs preface some numbers to avoid confusion when rotated (e.g. +6 and +9).

This document is provided under License by EagleView Technologies to the requestor for their Internal Use Only subject to the terms and conditions previously agreed to by the requestor when they registered for use of EagleView Technologies Services. It remains the property of EagleView Technologies and may be reproduced and distributed only within the requestor's company. Any reproduction or distribution to anyone outside of the requestor's company without EagleView's prior written permission is strictly prohibited. All aspects and handling of this report are subject to the Terms and Conditions previously agreed to by the requestor.

Copyright ©2008-2019 EagleView Technologies, Inc. – All Rights Reserved – Covered by U.S. Patent Nos. 8,078,436; 8,145,578; 8,170,840; 8,209,152; 8,515,125. Other Patents Pending.

PITCH DIAGRAM

Pitch values are shown in inches per foot, and arrows indicate slope direction. The predominant pitch on this roof is 8/12.

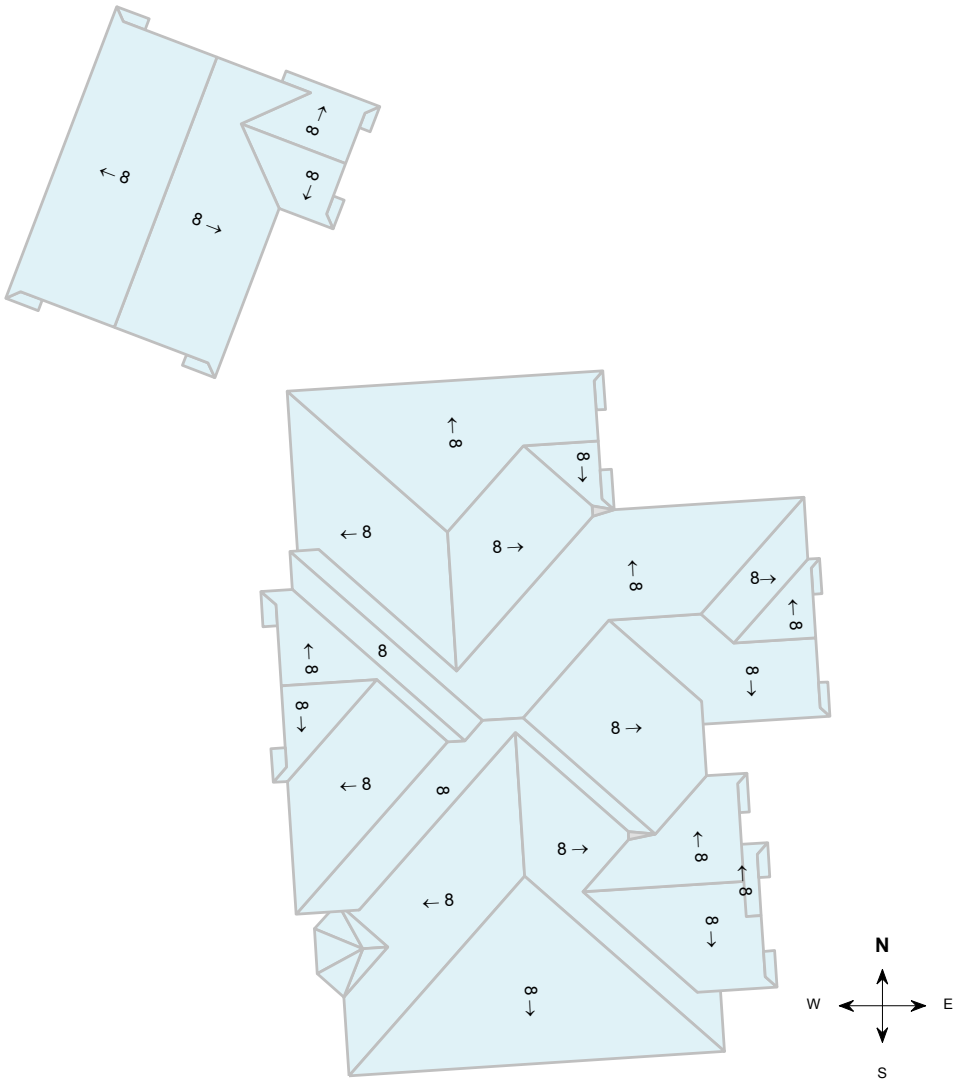

Note: This diagram contains labeled pitches for facet areas larger than 20 square feet. In some cases, pitch labels have been removed for readability. Blue shading indicates a pitch of 3/12 and greater. Gray shading indicates flat, 1/12 or 2/12 pitches.

This document is provided under License by EagleView Technologies to the requestor for their Internal Use Only subject to the terms and conditions previously agreed to by the requestor when they registered for use of EagleView Technologies Services. It remains the property of EagleView Technologies and may be reproduced and distributed only within the requestor's company. Any reproduction or distribution to anyone outside of the requestor's company without EagleView's prior written permission is strictly prohibited. All aspects and handling of this report are subject to the Terms and Conditions previously agreed to by the requestor.

Copyright ©2008-2019 EagleView Technologies, Inc. – All Rights Reserved – Covered by U.S. Patent Nos. 8,078,436; 8,145,578; 8,170,840; 8,209,152; 8,515,125. Other Patents Pending.

AREA DIAGRAM

Total Area = 7,668 sq ft, with 45 facets.

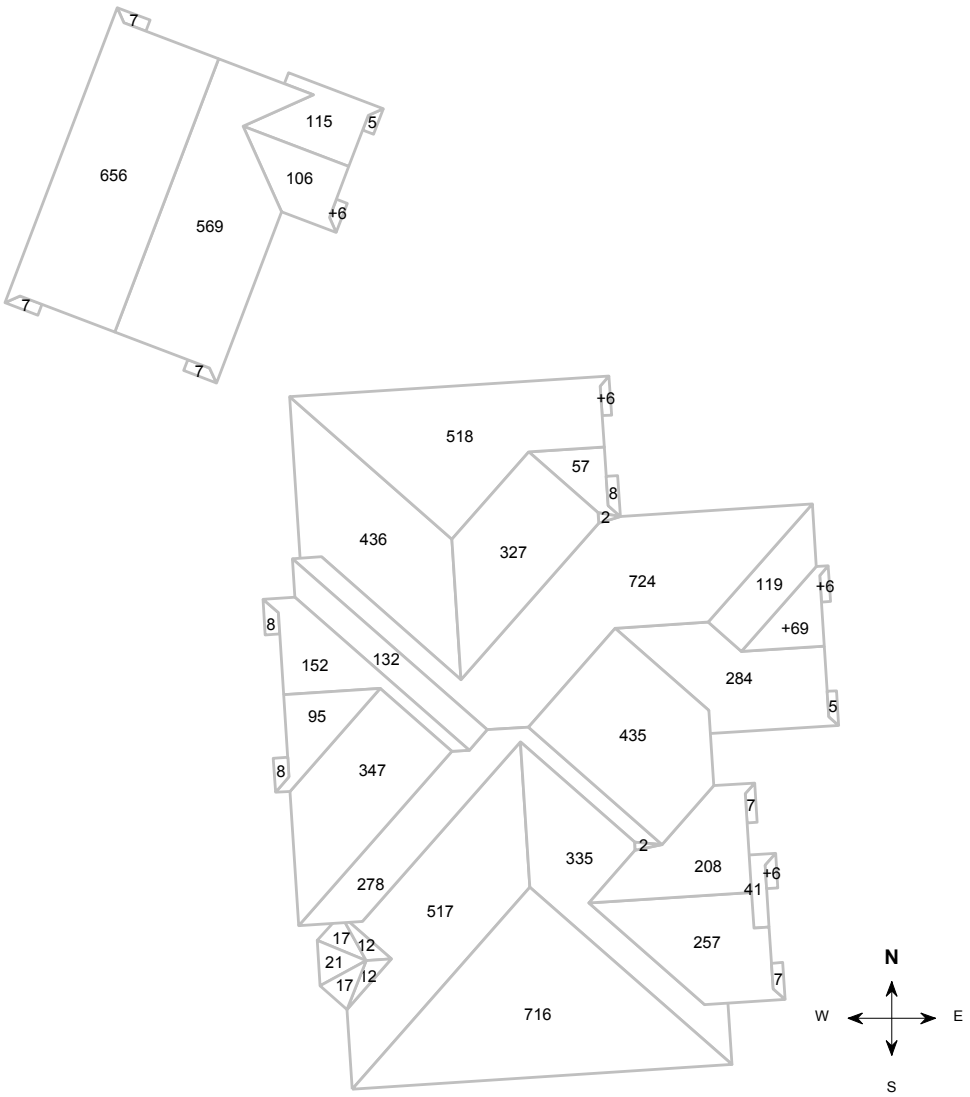

Note: This diagram shows the square feet of each roof facet (rounded to the nearest foot). The total area in square feet, at the top of this page, is based on the non-rounded values of each roof facet (rounded to the nearest square foot after being totaled).

This document is provided under License by EagleView Technologies to the requestor for their Internal Use Only subject to the terms and conditions previously agreed to by the requestor when they registered for use of EagleView Technologies Services. It remains the property of EagleView Technologies and may be reproduced and distributed only within the requestor's company. Any reproduction or distribution to anyone outside of the requestor's company without EagleView's prior written permission is strictly prohibited. All aspects and handling of this report are subject to the Terms and Conditions previously agreed to by the requestor.

Copyright ©2008-2019 EagleView Technologies, Inc. – All Rights Reserved – Covered by U.S. Patent Nos. 8,078,436; 8,145,578; 8,170,840; 8,209,152; 8,515,125. Other Patents Pending.

123 Main St., City, ST 00000

NOTES DIAGRAM

Roof facets are labeled from smallest to largest (A to Z) for easy reference.

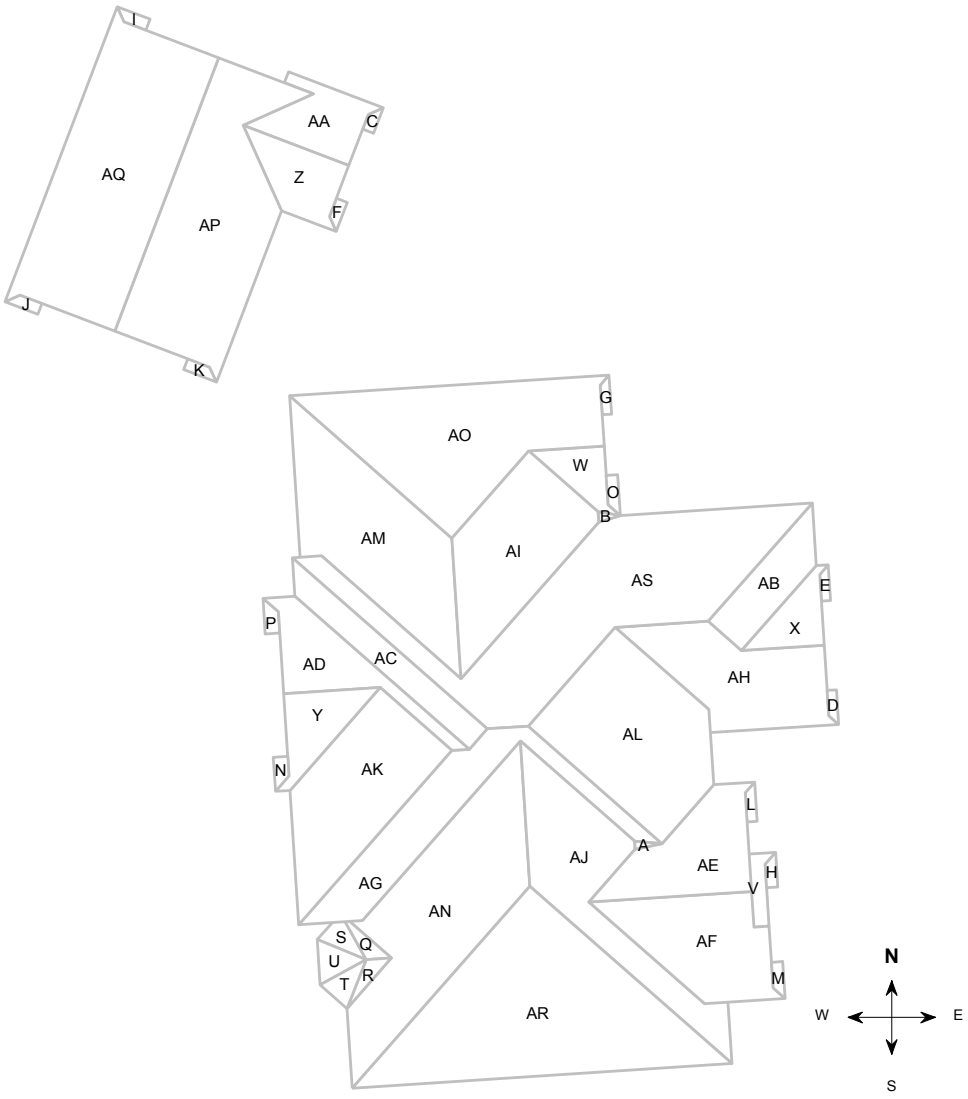

Note: This diagram also appears in the Property Owner Report

This document is provided under License by EagleView Technologies to the requestor for their Internal Use Only subject to the terms and conditions previously agreed to by the requestor when they registered for use of EagleView Technologies Services. It remains the property of EagleView Technologies and may be reproduced and distributed only within the requestor's company. Any reproduction or distribution to anyone outside of the requestor's company without EagleView's prior written permission is strictly prohibited. All aspects and handling of this report are subject to the Terms and Conditions previously agreed to by the requestor.

Copyright ©2008-2019 EagleView Technologies, Inc. – All Rights Reserved – Covered by U.S. Patent Nos. 8,078,436; 8,145,578; 8,170,840; 8,209,152; 8,515,125. Other Patents Pending.

REPORT SUMMARY

Areas per Pitch			
Roof Pitches	1/12	2/12	8/12
Area (sq ft)	1.8	1.9	7665
% of Roof	0%	0%	99.9%

The table above lists each pitch on this roof and the total area and percent (both rounded) of the roof with that pitch.

Waste Calculation Table							
Waste %	**0%**	**10%**	**12%**	**15%**	**17%**	**20%**	**22%**
Area (sq ft)	7,668	8,436	8,589	8,819	8,973	9,203	9,356
Squares	76.7	84.4	85.9	88.2	89.7	92.0	93.6

This table shows the total roof area and squares (rounded up to the nearest decimal) based upon different waste percentages. The waste factor is subject to the complexity of the roof, individual roofing techniques and your experience. Please consider this when calculating appropriate waste percentages. Note that only roof area is included in these waste calculations. Additional materials needed for ridge, hip, valley, and starter lengths are not included.

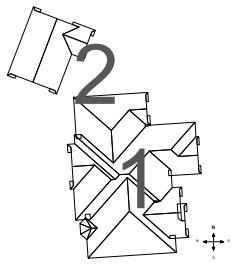

Total Roof Facets = 45

Lengths, Areas and Pitches
Ridges = 168 ft (13 Ridges)
Hips = 347 ft (30 Hips).
Valleys = 310 ft (20 Valleys)
Rakes* = 212 ft (31 Rakes)
Eaves/Starter** = 418 ft (40 Eaves)
Drip Edge (Eaves + Rakes) = 630 ft (71 Lengths)
Parapet Walls = 0 (0 Lengths).
Flashing = 58 ft (20 Lengths)
Step flashing = 26 ft (6 Lengths)
Total Area = 7,669 sq ft
Predominant Pitch = 8/12

Property Location
Longitude = -00.0000000
Latitude = 00.0000000

Notes
This was ordered as a residential property. There were no changes to the structure in the past four years.

Measurements by Structure									
Structure	**Area (sq ft)**	**Ridges (ft)**	**Hips (ft)**	**Valleys (ft)**	**Rakes (ft)**	**Eaves (ft)**	**Flashing (ft)**	**Step Flashing (ft)**	**Parapets (ft)**
1	6173	116	335	286	117	299	30	26	0
2	1495	52	18	25	95	120	28	0	0

All values in this table are rounded up to the nearest foot for each separate structure. Measurement totals displayed elsewhere in this report are added together before rounding which may cause totals to differ.

The table above lists each pitch on this roof and the total area and percent (both rounded) of the roof with that pitch.

* Rakes are defined as roof edges that are sloped (not level).
** Eaves are defined as roof edges that are not sloped and level.

This document is provided under License by EagleView Technologies to the requestor for their Internal Use Only subject to the terms and conditions previously agreed to by the requestor when they registered for use of EagleView Technologies Services. It remains the property of EagleView Technologies and may be reproduced and distributed only within the requestor's company. Any reproduction or distribution to anyone outside of the requestor's company without EagleView's prior written permission is strictly prohibited. All aspects and handling of this report are subject to the Terms and Conditions previously agreed to by the requestor.

Copyright ©2008-2019 EagleView Technologies, Inc. – All Rights Reserved – Covered by U.S. Patent Nos. 8,078,436; 8,145,578; 8,170,840; 8,209,152; 8,515,125. Other Patents Pending.

Online Maps

Online map of property
http://maps.google.com/maps?f=g&source=s_q&hl=en&geocode=&q=123+Main+ St,City,ST,00007

Directions from EagleView Technologies to this property
http://maps.google.com/maps?f=d&source=s_d&saddr=321+Main+St,City,ST,00000&daddr=123+Main+ St,City,ST,0000

This document is provided under License by EagleView Technologies to the requestor for their Internal Use Only subject to the terms and conditions previously agreed to by the requestor when they registered for use of EagleView Technologies Services. It remains the property of EagleView Technologies and may be reproduced and distributed only within the requestor's company. Any reproduction or distribution to anyone outside of the requestor's company without EagleView's prior written permission is strictly prohibited. All aspects and handling of this report are subject to the Terms and Conditions previously agreed to by the requestor.

Copyright ©2008-2019 EagleView Technologies, Inc. – All Rights Reserved – Covered by U.S. Patent Nos. 8,078,436; 8,145,578; 8,170,840; 8,209,152; 8,515,125. Other Patents Pending.