



 eagleview

ASSESS DETECT REPORT



CLAIM NUMBER AND PROPERTY ADDRESS ARE CONVENIENTLY LISTED AT THE TOP OF EACH PAGE.

Claim No. Assess_Demo_012
123 MAIN ST City, ST 00000

Assess Summary Report

Date of Loss January 04, 2021
 Claim No. Assess_Demo_012
 Property Address 123 MAIN ST
 City, ST 00000
 Storm Date December 31, 2020
 Wind Direction NNW
 Wind Gust 44 mph
 Hail Size -

CONTRACTORS CAN INPUT THE DATE OF LOSS FOR EACH JOB.

STORM AND WEATHER DATA IS PULLED FROM AREA RECORDS BASED ON THE DATE OF LOSS AND POPULATED AUTOMATICALLY.



Decision

Replace Roof

More information on the next page

Summary

DECISION AND SUMMARY INFORMATION ON THE FIRST PAGE HELP EXPEDITE REVIEWS AND ESTIMATES.

Summary of findings: Directional hail, most damage on facet P and O. Replace roof. No damage to walls, window screens, personal property, fence.

CONVENIENT PAGE NUMBERS HELP QUICKLY NAVIGATE TO RELEVANT SECTIONS.

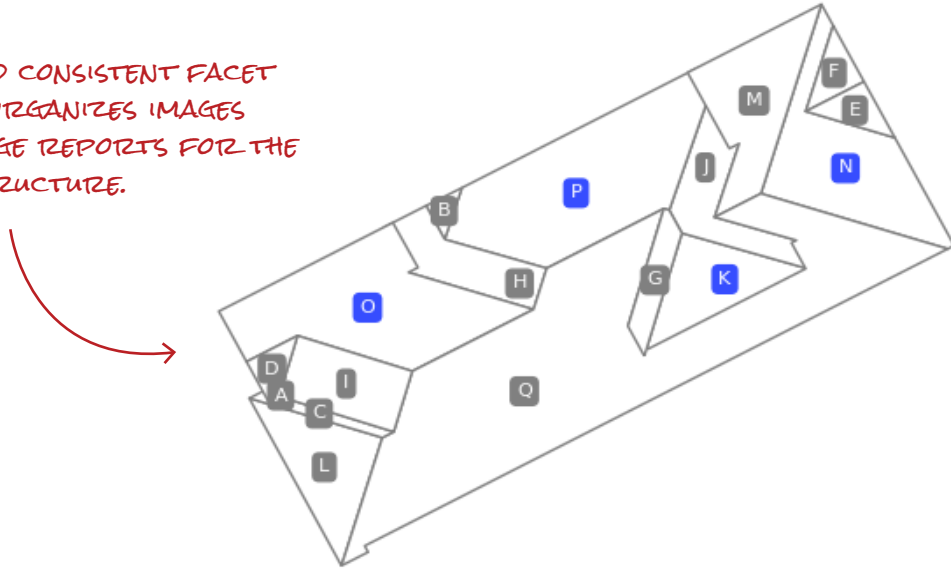
Contents

Main Structure Summary	2
Main Roof Images	3
Main Elevation Images	39
Terms and Conditions	52

Main Structure

Roof Model

CLEAR AND CONSISTENT FACET LABELING ORGANIZES IMAGES AND DAMAGE REPORTS FOR THE ENTIRE STRUCTURE.



Decision	Facet
Replace	P, N, O
Repair	
No Damage	K

DECISION SUMMARY BY FACET OFFERS AN AT-A-GLANCE REVIEW TO DETERMINE THE SEVERITY OF THE DAMAGE.

Facet P

IMAGERY OF EACH FACET HELPS CONFIRM DAMAGE DETAILS. BLUE CIRCLES INDICATE CONFIRMED DAMAGE POINTS WITHIN THE GIVEN TEST SQUARE.

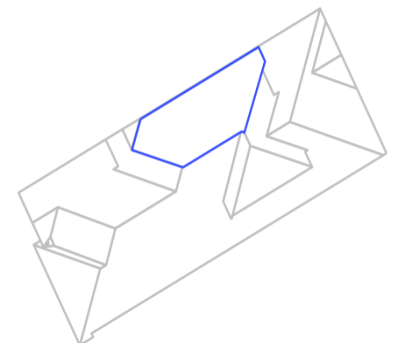


Facet

aged vents, possibly damaged, replace



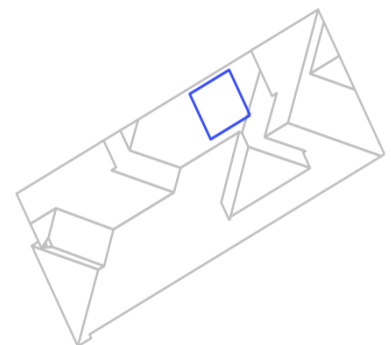
WHEN REVIEWING THE DAMAGE, CONTRACTORS CAN ADD SPECIFIC NOTES, INCLUDING DETAILS ON SOFT METALS, THAT WILL POPULATE IN THE FINAL REPORT.



Facet P



Test Square

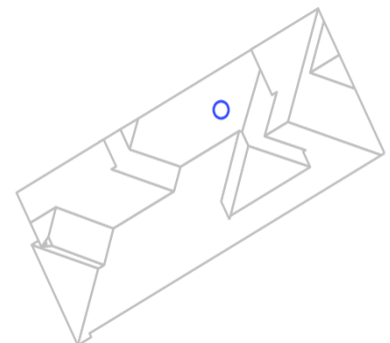
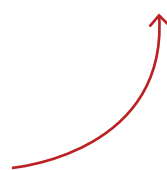


Facet P



Count 1

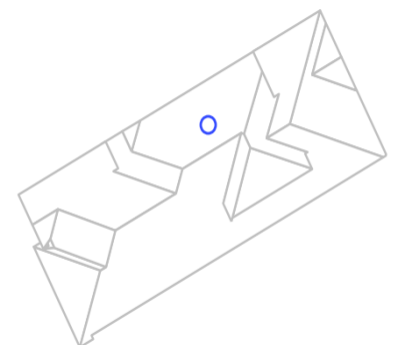
DETAILED HIGH-RESOLUTION IMAGERY SHOWS THE PRECISE LOCATION OF EACH DETECTED POINT OF DAMAGE FOR ADDITIONAL VISUAL CONFIRMATION.



Facet P



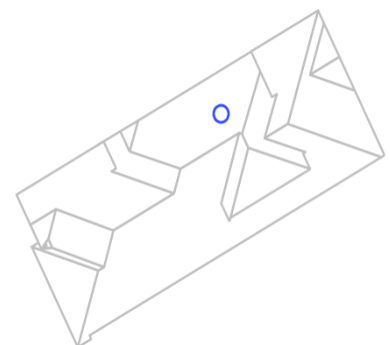
Count 2



Facet P



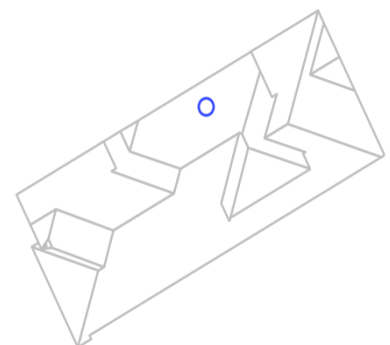
Count 3



Facet P



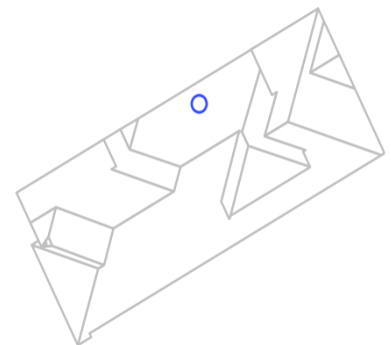
Count 4



Facet P



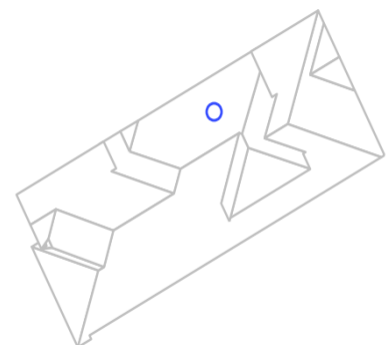
Count 5



Facet P



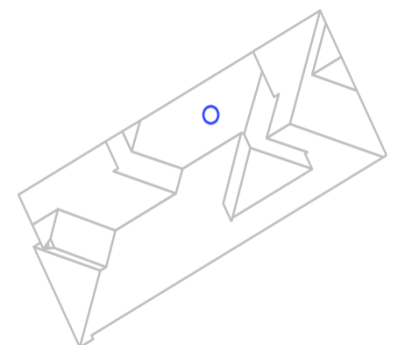
Count 6




Facet P



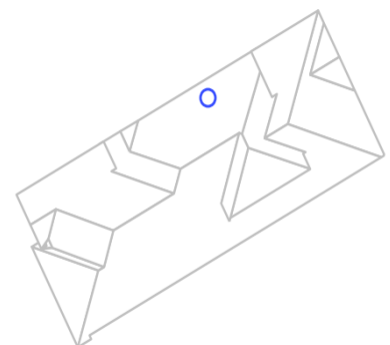
Count 7



Facet P



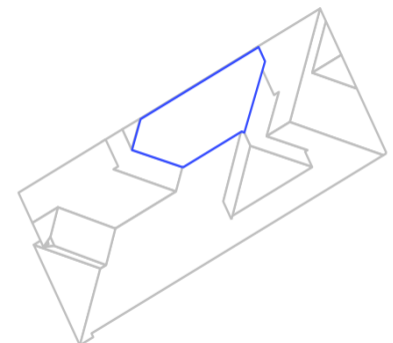
Count 8



Facet P



Annotations



Full imagery and summaries of each facet are included but not pictured in this sample report.

Left Elevation



Image 1

no damage to screens

DURING A FULL EAGLEVIEW ASSESS INSPECTION, CONTRACTORS CAN USE THE ASSESS APP TO CAPTURE IMAGERY OF PERSONAL PROPERTY, SOFT METALS, AND PROPERTY ELEVATIONS AND ADD RELEVANT NOTES TO THE REPORT.

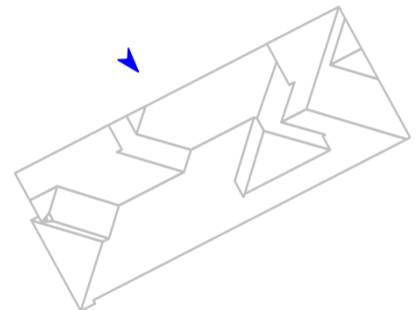

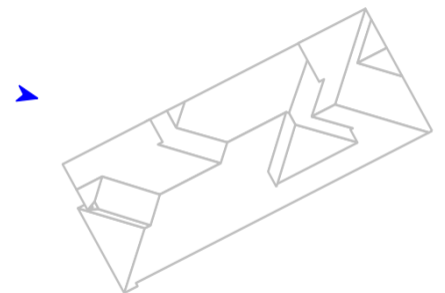




Image 2



Front Elevation



Image 1

not damaged

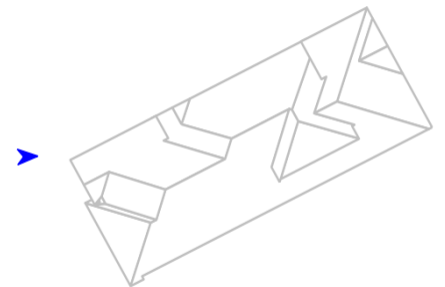




Image 2

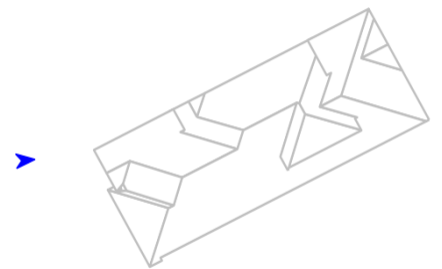
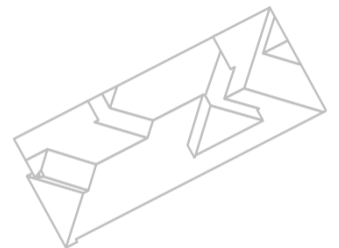




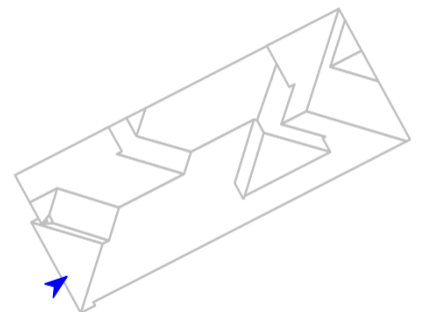
Image 3



Right Elevation



Image 1






Image 2

Example note: Downspout not damaged

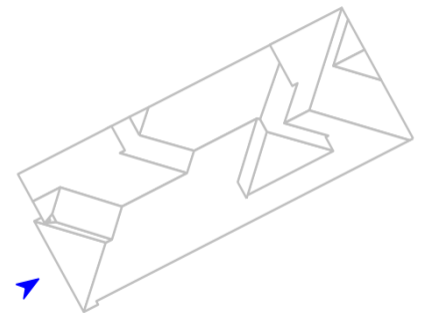
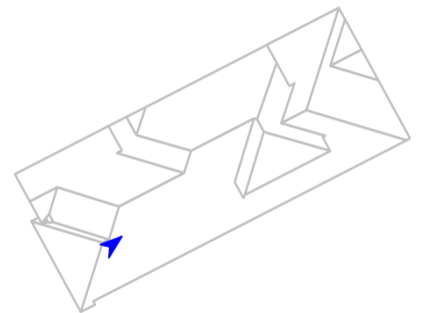




Image 3

no visible damage to gutter



Additional Images



Image 1

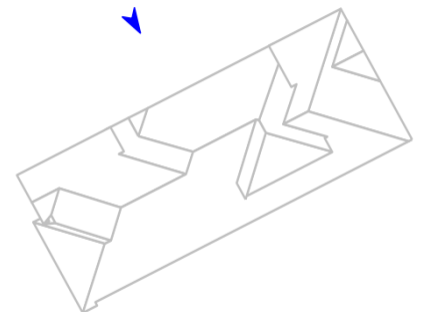




Image 2

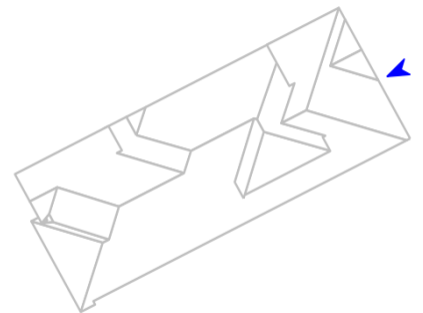




Image 3

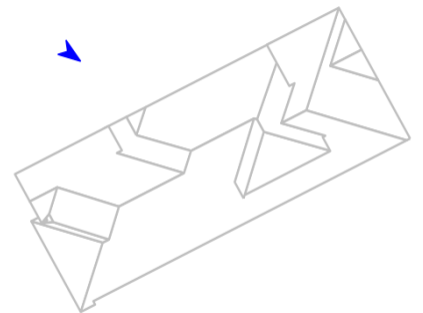




Image 4

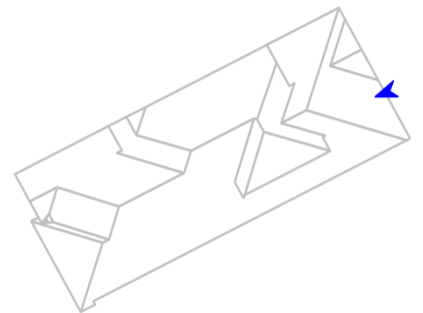
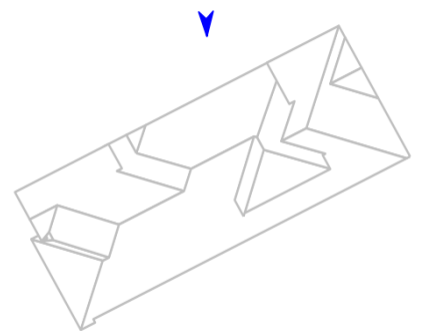




Image 5



Terms and Conditions

© 2008-2020 Eagle View Technologies, Inc. and Pictometry International Corp. – All Rights Reserved – Protected by European Patent Application No. 10162199.3 – Covered by one or more of U.S. Patent Nos. 8,078,436; 8,145,578; 8,170,840; 8,209,152; 8,515,125; 8,825,454; 9,135,737; 8,670,961; 9,514,568; 8,818,770; 8,542,880; 9,244,589; 9,329,749; 9,599,466. Other Patents Pending.